

Signify Classified - Internal
Cooper Lighting Solutions Photometric Lab
1121 Highway 74 South
Peachtree City, GA 30269



Scaled data based on original data using
LM-79-08 Approved Method: Electrical and Photometric Measurements of Solid-
State Lighting Products

Test Report Prepared for
Cooper Lighting Solutions
(formerly Eaton)

Brand: INVUE

Report Number: P868497

Luminaire Tested: **EMM2-HTN-SA2B-730-U-T2U-HSS**

Issue Date: 08/22/2024



Test Information

Test Method: LM-79-08
Report Number: P868497
Test Lab: INNOVATION CENTER(G3)
Issue Date: 08/22/2024
Manufacturer: COOPER LIGHTING SOLUTIONS (FORMERLY EATON)
Product Line: INVUE
Catalog Number: EMM2-HTN-SA2B-730-U-T2U-HSS
Description: EPIC MODERN TALL HOUSING DISCRETE LED ARRAYS 100W 70CRI 3000K
FIXTURE w/ TYPE II URBAN DISTRIBUTION OPTIC AND HOUSE SIDE SHIELD
Light Source: (20) 3000K CCT, 70 CRI LEDS
Ballast/Driver: ELECTRONIC DRIVER

Summary

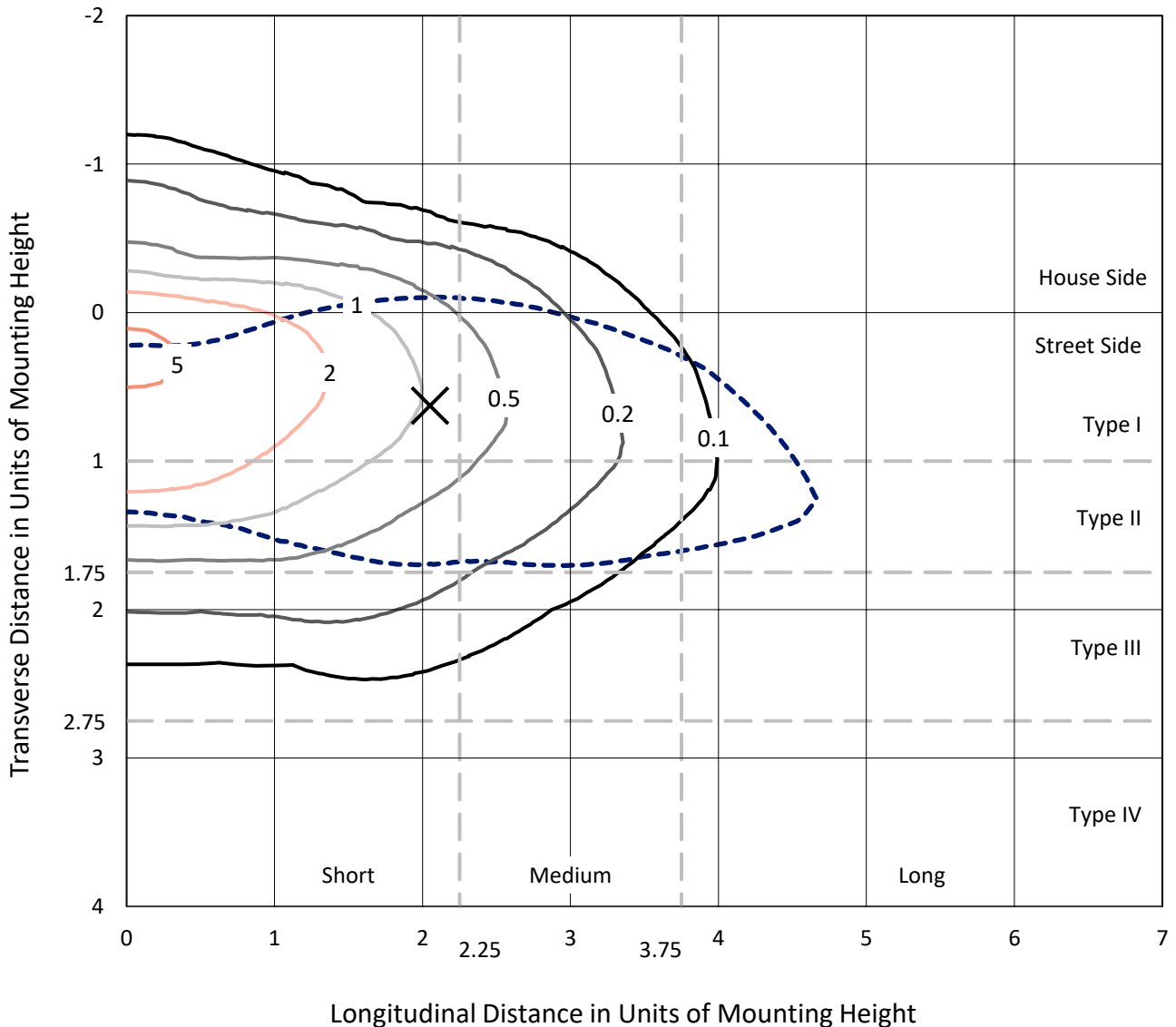
Lumens per Lamp: N/A
Luminaire Lumens: 8206.9 lumens
Efficiency: N/A
Efficacy: 91.2 lumens/watt
Luminous Opening: Rectangular (W 0.67' x L: 0.33' x H: 0')
IES Classification: Type II - Short
BUG Rating: B1 - U0 - G2

Input Watts (W): 90
Input Voltage (V): 120
Input Current (A_{in}): NR
Voltage Rise (V): NR
Power Factor: 0.99
Total Harmonic Distortion (THDi): 6.20%
Frequency (hertz): 60
Stabilization Time: NR
Operation Time: NR
Ambient Temperature (°C): NR
Test Distance: 24 FT

REPORT NUMBER: P868497
 CATALOG NUMBER: EMM2-HTN-SA2B-730-U-T2U-HSS

Iso-Footcandle Lines of Horizontal Illumination

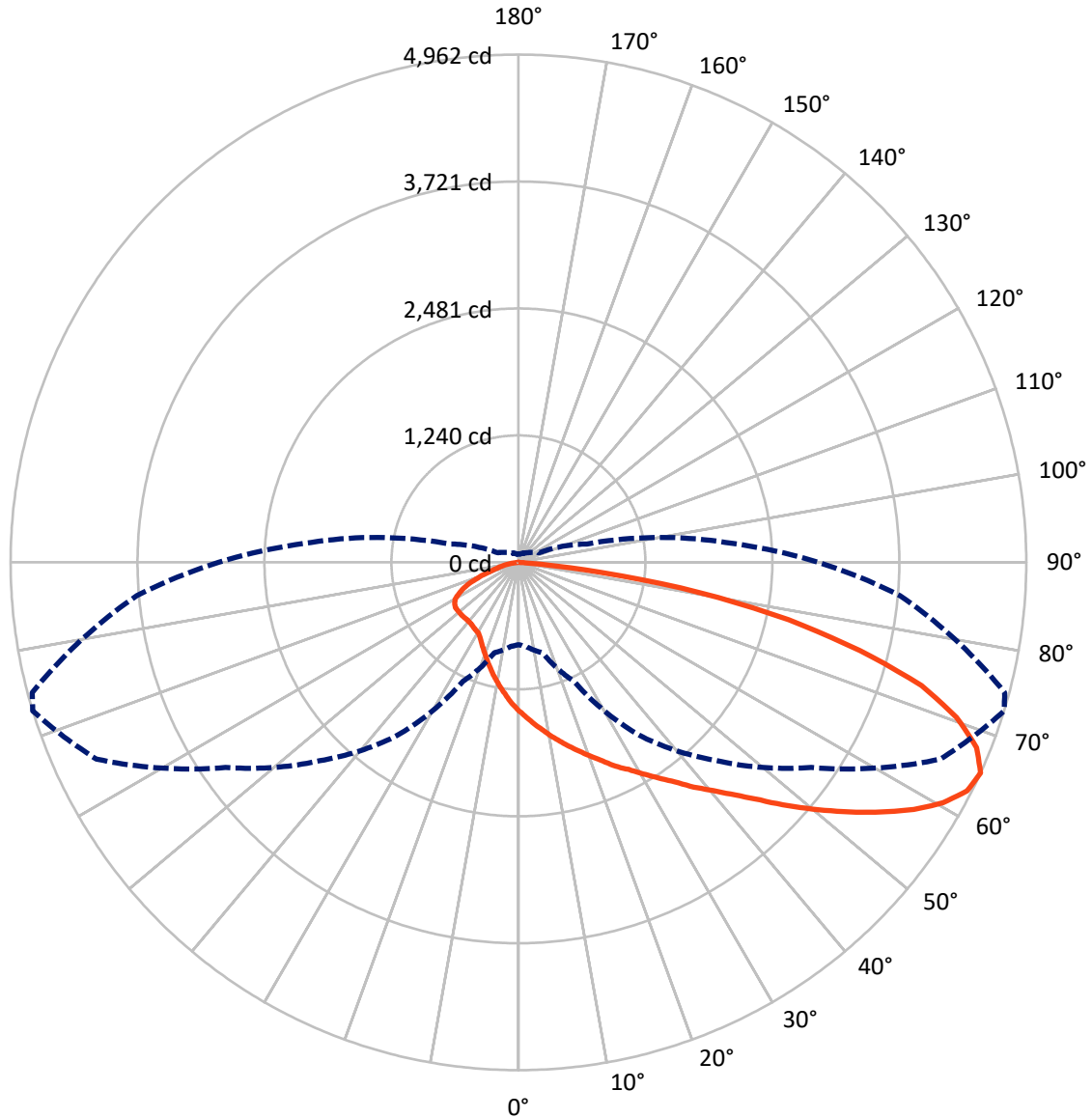
× Max cd
 - - - 1/2 Max cd



Based on 20 foot mounting height. Maximum calculated value = 5.9 fc
 Type II - Short - N/A

REPORT NUMBER: P868497
CATALOG NUMBER: EMM2-HTN-SA2B-730-U-T2U-HSS

Luminous Intensity Polar Plot



— Vertical Plane Through 73-Deg Lateral - - - Horizontal Cone Through 65-Deg Vertical

REPORT NUMBER: P868497

CATALOG NUMBER: EMM2-HTN-SA2B-730-U-T2U-HSS

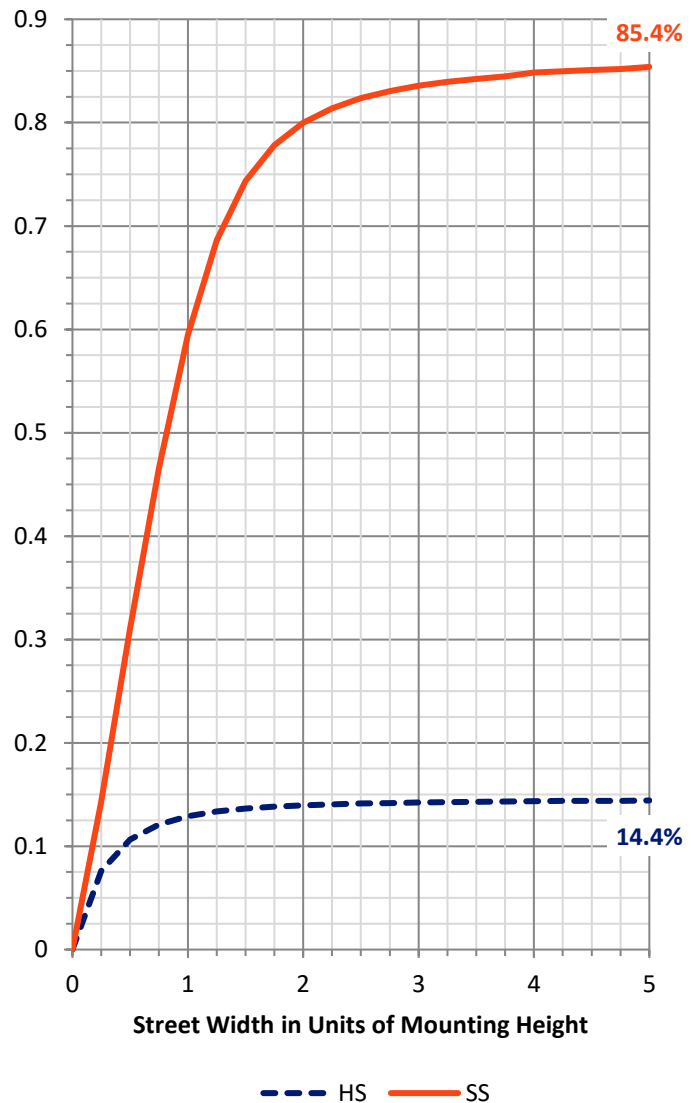
FLUX DISTRIBUTION:

		Downward	Upward	Total
House Side	Lumens	1193.4	0.0	1193.4
	% Fixture	14.5	0.0	14.5
Street Side	Lumens	7013.5	0.0	7013.5
	% Fixture	85.5	0.0	85.5
Total	Lumens	8206.9	0.0	8206.9
	% Fixture	100.0	0.0	100.0

Coefficient of Utilization

ZONAL LUMENS:

Zone	Lumens	% Fixture
0°-10°	140.5	1.7
10°-20°	427.1	5.2
20°-30°	715.3	8.7
30°-40°	1079.0	13.1
40°-50°	1524.6	18.6
50°-60°	1715.5	20.9
60°-70°	1538.3	18.7
70°-80°	935.6	11.4
80°-90°	130.9	1.6
90°-100°	0.0	0.0
100°-110°	0.0	0.0
110°-120°	0.0	0.0
120°-130°	0.0	0.0
130°-140°	0.0	0.0
140°-150°	0.0	0.0
150°-160°	0.0	0.0
160°-170°	0.0	0.0
170°-180°	0.0	0.0
0°-90°	8206.9	100.0
0°-180°	8206.9	100.0



REPORT NUMBER: P868497

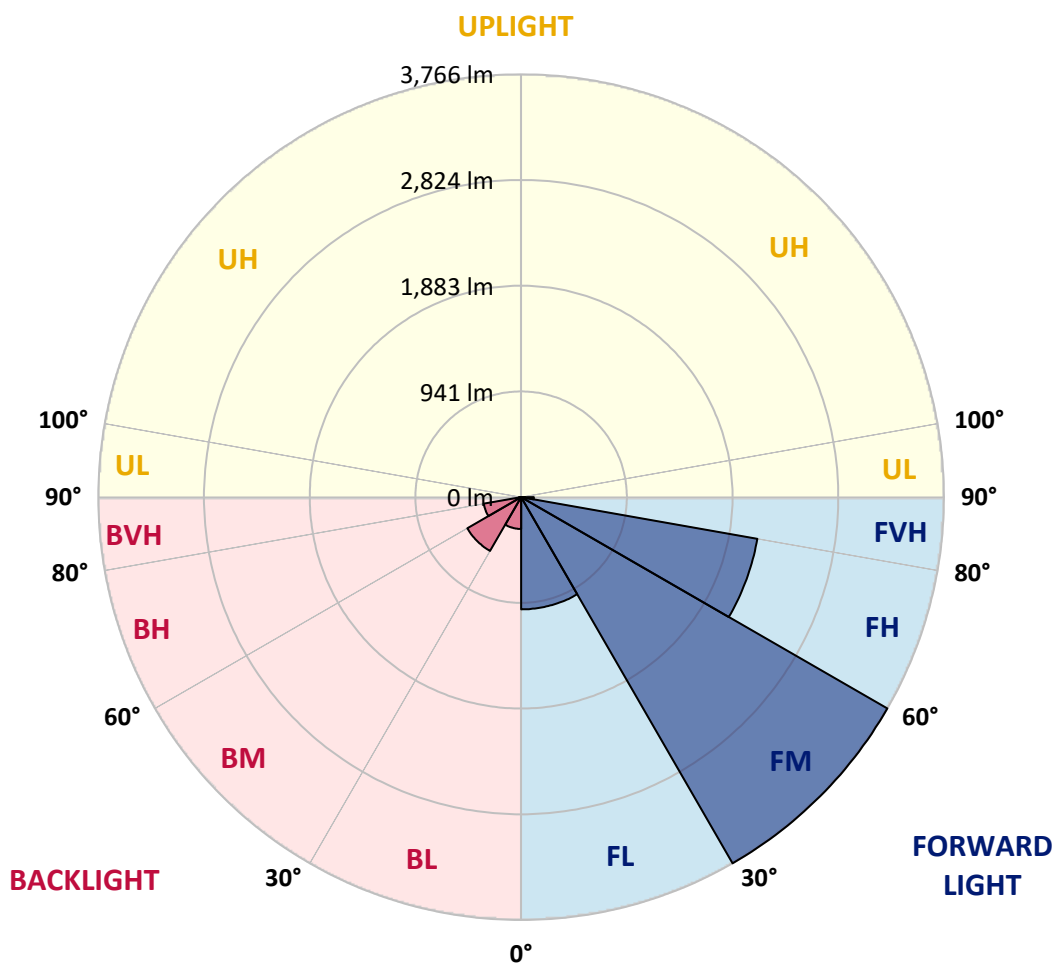
CATALOG NUMBER: EMM2-HTN-SA2B-730-U-T2U-HSS

LUMINAIRE CLASSIFICATION SYSTEM LUMEN TABLE AND BUG RATING:

Zone	Lumens	% Fixture	Zone Rating/Lumen Limit		
			B	U	G
FL (0°-30°)	999.4	12.2			
FM (30°-60°)	3765.7	45.9			
FH (60°-80°)	2135.9	26.0			G2/5000
FVH (80°-90°)	112.5	1.4			G2/225
BL (0°-30°)	283.5	3.5	B1/500		
BM (30°-60°)	553.4	6.7	B1/1000		
BH (60°-80°)	338.0	4.1	B1/500		G1/500
BVH (80°-90°)	18.5	0.2			G1/100
UL (90°-100°)	0.0	0.0		U0/0	
UH (100°-180°)	0.0	0.0		U0/0	

BUG Rating: B1-U0-G2

Type II Short





REPORT NUMBER: P868497

CATALOG NUMBER: EMM2-HTN-SA2B-730-U-T2U-HSS

CANDELA DISTRIBUTION (FULL):

	0°	5°	15°	25°	35°	45°	55°	65°	73°	75°	85°
0°	1455.9	1455.9	1455.9	1455.9	1455.9	1455.9	1455.9	1455.9	1455.9	1455.9	1455.9
2.5°	1680.5	1670.8	1656.3	1644.2	1622.5	1593.5	1569.4	1538.0	1516.3	1509.0	1477.6
5°	1924.3	1912.2	1895.3	1866.4	1808.4	1774.6	1711.8	1639.4	1581.5	1569.4	1497.0
7.5°	2175.4	2170.6	2132.0	2088.5	2018.5	1943.6	1847.1	1733.6	1649.1	1629.8	1518.7
10°	2387.9	2366.2	2344.4	2303.4	2228.5	2122.3	1996.8	1839.8	1721.5	1690.1	1540.4
12.5°	2515.9	2508.6	2489.3	2441.0	2368.6	2276.8	2127.1	1943.6	1791.5	1748.1	1562.1
15°	2610.0	2617.3	2597.9	2566.6	2491.7	2404.8	2259.9	2052.3	1866.4	1815.7	1586.3
17.5°	2699.4	2694.5	2692.1	2655.9	2588.3	2501.4	2354.1	2141.6	1941.2	1885.7	1610.4
20°	2750.1	2752.5	2747.6	2733.2	2668.0	2583.5	2445.8	2247.9	2023.3	1960.5	1641.8
22.5°	2776.6	2786.3	2795.9	2793.5	2740.4	2675.2	2532.8	2332.4	2107.8	2042.6	1680.5
25°	2793.5	2800.8	2822.5	2851.5	2803.2	2750.1	2629.3	2433.8	2206.8	2132.0	1726.3
27.5°	2808.0	2817.7	2844.2	2887.7	2849.1	2817.7	2713.8	2520.7	2291.3	2223.7	1779.5
30°	2902.2	2914.2	2914.2	2936.0	2892.5	2885.3	2808.0	2624.5	2397.5	2325.1	1847.1
32.5°	3150.9	3126.7	3083.3	3061.5	2957.7	2960.1	2899.8	2728.3	2511.0	2438.6	1931.6
35°	3365.7	3365.7	3312.6	3242.6	3076.0	3042.2	3006.0	2866.0	2634.2	2564.1	2042.6
37.5°	3573.4	3575.8	3520.3	3459.9	3269.2	3148.4	3129.1	2998.7	2786.3	2704.2	2158.5
40°	3703.8	3718.3	3703.8	3657.9	3474.4	3334.4	3249.9	3148.4	2931.1	2868.4	2291.3
42.5°	3725.5	3754.5	3807.6	3822.1	3624.1	3501.0	3404.4	3303.0	3105.0	3035.0	2443.4
45°	3670.0	3679.6	3797.9	3814.8	3735.2	3633.7	3568.6	3484.1	3312.6	3252.3	2612.4
47.5°	3517.9	3498.5	3539.6	3686.9	3718.3	3713.4	3730.3	3689.3	3554.1	3476.8	2798.3
50°	3191.9	3199.1	3331.9	3510.6	3619.3	3742.4	3851.0	3896.9	3797.9	3720.7	2998.7
52.5°	2597.9	2631.8	2885.3	3307.8	3496.1	3723.1	3938.0	4092.5	4051.4	3976.6	3196.7
55°	2134.4	2185.1	2438.6	2981.8	3327.1	3628.9	3988.7	4297.7	4305.0	4247.0	3377.8
57.5°	1670.8	1711.8	1979.8	2477.2	3085.7	3481.6	3995.9	4474.0	4556.1	4488.5	3537.2
60°	1308.6	1337.6	1494.5	2064.4	2788.7	3271.6	3942.8	4614.0	4768.5	4717.8	3674.8
62.5°	992.3	1014.1	1154.1	1632.2	2424.1	3025.3	3764.1	4664.7	4918.2	4869.9	3752.1
65°	804.0	823.3	915.1	1282.1	2064.4	2740.4	3493.7	4548.8	4961.7	4918.2	3742.4
67.5°	656.7	664.0	738.8	999.6	1745.6	2419.3	3097.7	4247.0	4828.9	4826.5	3631.3
70°	531.2	550.5	613.3	796.8	1451.1	2049.9	2636.6	3773.8	4541.6	4565.7	3409.2
72.5°	451.5	456.3	511.9	659.1	1183.1	1663.6	2182.7	3228.1	4119.1	4138.4	3061.5
75°	381.5	388.7	429.8	533.6	961.0	1320.7	1755.3	2607.6	3447.8	3529.9	2578.6
77.5°	328.4	330.8	359.8	439.4	683.3	992.3	1286.9	1955.7	2699.4	2757.3	2025.7
80°	258.3	263.2	294.6	347.7	475.6	644.7	888.5	1337.6	1803.6	1868.8	1402.8
82.5°	120.7	135.2	142.5	190.7	248.7	318.7	420.1	557.7	816.1	813.7	654.3
85°	12.1	9.7	9.7	14.5	21.7	21.7	26.6	31.4	62.8	74.8	57.9
87.5°	0.0	0.0	0.0	2.4	4.8	4.8	4.8	7.2	7.2	7.2	7.2
90°	0.0	0.0	0.0	0.0	0.0	0.0	0.0	0.0	0.0	0.0	0.0



REPORT NUMBER: P868497

CATALOG NUMBER: EMM2-HTN-SA2B-730-U-T2U-HSS

CANDELA DISTRIBUTION (continued):

	90°	95°	105°	115°	125°	135°	145°	155°	165°	175°	180°
0°	1455.9	1455.9	1455.9	1455.9	1455.9	1455.9	1455.9	1455.9	1455.9	1455.9	1455.9
2.5°	1463.2	1441.4	1402.8	1366.6	1342.4	1323.1	1291.7	1272.4	1257.9	1238.6	1236.2
5°	1458.3	1419.7	1342.4	1277.2	1214.5	1161.4	1105.8	1072.0	1035.8	1018.9	1033.4
7.5°	1463.2	1400.4	1279.7	1180.7	1086.5	1002.0	929.6	883.7	849.9	833.0	835.4
10°	1465.6	1383.5	1226.5	1088.9	968.2	869.2	787.1	724.3	683.3	673.6	661.6
12.5°	1460.7	1361.8	1173.4	999.6	854.7	746.1	649.5	601.2	560.2	540.8	540.8
15°	1465.6	1344.8	1117.9	917.5	753.3	627.8	545.7	492.5	468.4	451.5	453.9
17.5°	1465.6	1330.4	1064.8	837.8	654.3	538.4	463.6	420.1	396.0	386.3	383.9
20°	1482.5	1318.3	1014.1	763.0	567.4	458.7	398.4	364.6	345.3	335.6	330.8
22.5°	1494.5	1308.6	968.2	690.5	495.0	400.8	350.1	318.7	304.2	299.4	299.4
25°	1516.3	1306.2	927.1	620.5	437.0	357.3	311.5	287.3	275.2	270.4	270.4
27.5°	1547.7	1311.0	888.5	560.2	393.6	313.9	280.1	260.8	253.5	251.1	248.7
30°	1593.5	1332.8	864.4	514.3	352.5	287.3	255.9	243.9	239.0	236.6	236.6
32.5°	1653.9	1371.4	854.7	490.1	328.4	265.6	239.0	229.4	224.5	224.5	222.1
35°	1728.7	1414.9	847.5	468.4	311.5	251.1	227.0	217.3	214.9	214.9	214.9
37.5°	1818.1	1460.7	835.4	453.9	301.8	239.0	217.3	207.6	207.6	207.6	207.6
40°	1917.1	1528.3	833.0	444.3	294.6	231.8	207.6	198.0	198.0	198.0	198.0
42.5°	2028.1	1600.8	830.6	437.0	289.7	227.0	198.0	188.3	188.3	188.3	188.3
45°	2163.3	1692.5	835.4	432.2	289.7	222.1	190.7	178.7	176.3	176.3	176.3
47.5°	2296.1	1779.5	840.2	427.4	284.9	214.9	181.1	169.0	166.6	164.2	164.2
50°	2438.6	1868.8	840.2	422.5	280.1	207.6	173.8	156.9	154.5	152.1	152.1
52.5°	2578.6	1943.6	842.6	415.3	268.0	195.6	161.8	147.3	142.5	140.0	137.6
55°	2713.8	2023.3	845.1	403.2	253.5	183.5	154.5	137.6	130.4	125.6	125.6
57.5°	2815.2	2088.5	833.0	379.1	234.2	171.4	142.5	125.6	115.9	111.1	111.1
60°	2911.8	2129.5	811.3	342.9	214.9	159.4	132.8	113.5	103.8	99.0	99.0
62.5°	2950.5	2136.8	760.6	280.1	190.7	147.3	120.7	103.8	96.6	94.2	94.2
65°	2928.7	2105.4	692.9	222.1	169.0	132.8	111.1	96.6	86.9	79.7	79.7
67.5°	2810.4	1996.8	601.2	176.3	147.3	120.7	101.4	86.9	77.3	70.0	70.0
70°	2585.9	1822.9	468.4	140.0	128.0	106.2	91.7	79.7	70.0	62.8	62.8
72.5°	2255.1	1581.5	340.4	118.3	111.1	94.2	82.1	72.4	62.8	57.9	57.9
75°	1859.1	1219.3	241.4	101.4	99.0	84.5	74.8	65.2	57.9	53.1	53.1
77.5°	1395.6	849.9	188.3	89.3	86.9	77.3	67.6	60.4	53.1	50.7	48.3
80°	929.6	526.4	142.5	67.6	65.2	60.4	55.5	50.7	43.5	38.6	38.6
82.5°	415.3	222.1	72.4	38.6	33.8	29.0	24.1	16.9	16.9	14.5	14.5
85°	43.5	29.0	14.5	9.7	9.7	7.2	7.2	7.2	4.8	4.8	4.8
87.5°	7.2	7.2	4.8	4.8	4.8	2.4	2.4	2.4	2.4	2.4	2.4
90°	0.0	0.0	0.0	0.0	0.0	0.0	0.0	0.0	0.0	0.0	0.0

LM-79-2019: Approved Method: Electrical and Photometric Measurements of Solid-State Lighting Products

Report Prepared for

Cooper Lighting Solutions

Streetworks

Report Number: SP1-2407-157-4

Test Date: 08/07/2024

Luminaire Tested: MEM2-HTN-SA-40-730-U-5WQ-2

Data in this report applies to families of products including MEM2-HTN-SA-40-730-U-5WQ-2

Test Information

Test Method: LM-79-2019
 Report Number: SP1-2407-157-4
 Test Lab: COOPER LIGHTING SOLUTIONS
 Photometer: SP1 - 76IN SPHERE
 Measurement Geometry: 4π
 Issue Date: 08/20/2024
 Manufacturer: COOPER LIGHTING SOLUTIONS
 Product Line: Streetworks
 Catalog Number: **MEM2-HTN-SA-40-730-U-5WQ-2**
 Description: Epic Modern Light Square 40W 5WQ Optic and Flare Trim

Spectral Parameters

CCT (K): 3057
 CIE u': 0.2487
 CIE v': 0.5199
 Duv: -0.0002
 CIE x: 0.4326
 CIE y: 0.4020
 CIE z: 0.1654
 Peak Wavelength (nm): 593
 Dominant Wavelength (nm): 582
 Purity: 50.50735
 Rf: 74.6
 Rg: 94

CRI (Ra):	71.7		
R1:	68.1	R9:	-34.8
R2:	82.0	R10:	58.5
R3:	93.5	R11:	62.5
R4:	67.5	R12:	47.5
R5:	67.2	R13:	70.7
R6:	74.9	R14:	96.4
R7:	77.4	R15:	60.0
R8:	43.1		



Test Conditions

Stabilization Time: 21M
 Operation Time: 1H 21M
 Sphere Temperature (°C): 24.2

REPORT NUMBER: SP1-2407-157-4

Measurement and Test Equipment			
Instrument	Identification Number	Calibration Date	Calibration Due Date
Photometer	IN0058	6/18/2024	12/18/2024
Power Meter	INXT2011004	2/8/2024	2/8/2025
AC Power Source	IN0063	10/24/2023	10/24/2024
DC Power Source	IN0208	10/24/2023	10/24/2024
Sphere Thermometer	IN0085	10/24/2023	10/24/2024
Room Thermometer	IN0046	10/24/2023	10/24/2024

REPORT NUMBER: SP1-2407-157-4

CIE 1931 Chromaticity Diagram



CIE 1931 Chromaticity Diagram with 2017 ANSI 7-Step and 4-Step Quadrangles



Point lies inside the ANSI 3000K 4-step quadrangle

REPORT NUMBER: SP1-2407-157-4

Photopic Flux vs. Wavelength



Photopic Lumens: NR

λ (nm)	Power W [^] /nm	Lumens (ϕ /nm)	λ (nm)	Power W [^] /nm	Lumens (ϕ /nm)	λ (nm)	Power W [^] /nm	Lumens (ϕ /nm)	λ (nm)	Power W [^] /nm	Lumens (ϕ /nm)	λ (nm)	Power W [^] /nm	Lumens (ϕ /nm)
360	0	NR	490	104	NR	620	818	NR	750	20	NR	880	1	NR
365	0	NR	495	135	NR	625	755	NR	755	17	NR	885	0	NR
370	0	NR	500	184	NR	630	691	NR	760	15	NR	890	0	NR
375	0	NR	505	247	NR	635	625	NR	765	13	NR	895	0	NR
380	0	NR	510	309	NR	640	561	NR	770	11	NR	900	0	NR
385	0	NR	515	369	NR	645	499	NR	775	9	NR	905	0	NR
390	0	NR	520	419	NR	650	441	NR	780	8	NR	910	0	NR
395	0	NR	525	460	NR	655	388	NR	785	7	NR	915	0	NR
400	1	NR	530	492	NR	660	338	NR	790	6	NR	920	0	NR
405	3	NR	535	524	NR	665	294	NR	795	5	NR	925	0	NR
410	7	NR	540	553	NR	670	253	NR	800	4	NR	930	0	NR
415	15	NR	545	588	NR	675	218	NR	805	4	NR	935	0	NR
420	31	NR	550	625	NR	680	188	NR	810	3	NR	940	0	NR
425	60	NR	555	670	NR	685	161	NR	815	3	NR	945	0	NR
430	107	NR	560	723	NR	690	139	NR	820	3	NR	950	0	NR
435	183	NR	565	780	NR	695	118	NR	825	2	NR	955	0	NR
440	289	NR	570	837	NR	700	100	NR	830	2	NR	960	0	NR
445	460	NR	575	894	NR	705	85	NR	835	2	NR	965	0	NR
450	646	NR	580	942	NR	710	73	NR	840	1	NR	970	0	NR
455	561	NR	585	976	NR	715	62	NR	845	1	NR	975	0	NR
460	331	NR	590	998	NR	720	53	NR	850	1	NR	980	0	NR
465	238	NR	595	1000	NR	725	45	NR	855	1	NR	985	0	NR
470	178	NR	600	990	NR	730	39	NR	860	1	NR	990	0	NR
475	120	NR	605	962	NR	735	33	NR	865	1	NR	995	0	NR
480	96	NR	610	925	NR	740	28	NR	870	1	NR	1000	0	NR
485	95	NR	615	873	NR	745	24	NR	875	1	NR			

REPORT NUMBER: SP1-2407-157-4

Scotopic Flux vs. Wavelength



Scotopic Lumens: NR

S/P: 1.23

λ (nm)	Power W [^] /nm	Lumens (ϕ /nm)	λ (nm)	Power W [^] /nm	Lumens (ϕ /nm)	λ (nm)	Power W [^] /nm	Lumens (ϕ /nm)	λ (nm)	Power W [^] /nm	Lumens (ϕ /nm)	λ (nm)	Power W [^] /nm	Lumens (ϕ /nm)
360	0	NR	490	104	NR	620	818	NR	750	20	NR	880	1	NR
365	0	NR	495	135	NR	625	755	NR	755	17	NR	885	0	NR
370	0	NR	500	184	NR	630	691	NR	760	15	NR	890	0	NR
375	0	NR	505	247	NR	635	625	NR	765	13	NR	895	0	NR
380	0	NR	510	309	NR	640	561	NR	770	11	NR	900	0	NR
385	0	NR	515	369	NR	645	499	NR	775	9	NR	905	0	NR
390	0	NR	520	419	NR	650	441	NR	780	8	NR	910	0	NR
395	0	NR	525	460	NR	655	388	NR	785	7	NR	915	0	NR
400	1	NR	530	492	NR	660	338	NR	790	6	NR	920	0	NR
405	3	NR	535	524	NR	665	294	NR	795	5	NR	925	0	NR
410	7	NR	540	553	NR	670	253	NR	800	4	NR	930	0	NR
415	15	NR	545	588	NR	675	218	NR	805	4	NR	935	0	NR
420	31	NR	550	625	NR	680	188	NR	810	3	NR	940	0	NR
425	60	NR	555	670	NR	685	161	NR	815	3	NR	945	0	NR
430	107	NR	560	723	NR	690	139	NR	820	3	NR	950	0	NR
435	183	NR	565	780	NR	695	118	NR	825	2	NR	955	0	NR
440	289	NR	570	837	NR	700	100	NR	830	2	NR	960	0	NR
445	460	NR	575	894	NR	705	85	NR	835	2	NR	965	0	NR
450	646	NR	580	942	NR	710	73	NR	840	1	NR	970	0	NR
455	561	NR	585	976	NR	715	62	NR	845	1	NR	975	0	NR
460	331	NR	590	998	NR	720	53	NR	850	1	NR	980	0	NR
465	238	NR	595	1000	NR	725	45	NR	855	1	NR	985	0	NR
470	178	NR	600	990	NR	730	39	NR	860	1	NR	990	0	NR
475	120	NR	605	962	NR	735	33	NR	865	1	NR	995	0	NR
480	96	NR	610	925	NR	740	28	NR	870	1	NR	1000	0	NR
485	95	NR	615	873	NR	745	24	NR	875	1	NR			

REPORT NUMBER: SP1-2407-157-4

Melanopic Flux vs. Wavelength



Melanopic Lumens: NR

M/P: 2.27

λ (nm)	Power W [^] /nm	Lumens (φ/nm)	λ (nm)	Power W [^] /nm	Lumens (φ/nm)	λ (nm)	Power W [^] /nm	Lumens (φ/nm)	λ (nm)	Power W [^] /nm	Lumens (φ/nm)	λ (nm)	Power W [^] /nm	Lumens (φ/nm)
360	0	NR	490	104	NR	620	818	NR	750	20	NR	880	1	NR
365	0	NR	495	135	NR	625	755	NR	755	17	NR	885	0	NR
370	0	NR	500	184	NR	630	691	NR	760	15	NR	890	0	NR
375	0	NR	505	247	NR	635	625	NR	765	13	NR	895	0	NR
380	0	NR	510	309	NR	640	561	NR	770	11	NR	900	0	NR
385	0	NR	515	369	NR	645	499	NR	775	9	NR	905	0	NR
390	0	NR	520	419	NR	650	441	NR	780	8	NR	910	0	NR
395	0	NR	525	460	NR	655	388	NR	785	7	NR	915	0	NR
400	1	NR	530	492	NR	660	338	NR	790	6	NR	920	0	NR
405	3	NR	535	524	NR	665	294	NR	795	5	NR	925	0	NR
410	7	NR	540	553	NR	670	253	NR	800	4	NR	930	0	NR
415	15	NR	545	588	NR	675	218	NR	805	4	NR	935	0	NR
420	31	NR	550	625	NR	680	188	NR	810	3	NR	940	0	NR
425	60	NR	555	670	NR	685	161	NR	815	3	NR	945	0	NR
430	107	NR	560	723	NR	690	139	NR	820	3	NR	950	0	NR
435	183	NR	565	780	NR	695	118	NR	825	2	NR	955	0	NR
440	289	NR	570	837	NR	700	100	NR	830	2	NR	960	0	NR
445	460	NR	575	894	NR	705	85	NR	835	2	NR	965	0	NR
450	646	NR	580	942	NR	710	73	NR	840	1	NR	970	0	NR
455	561	NR	585	976	NR	715	62	NR	845	1	NR	975	0	NR
460	331	NR	590	998	NR	720	53	NR	850	1	NR	980	0	NR
465	238	NR	595	1000	NR	725	45	NR	855	1	NR	985	0	NR
470	178	NR	600	990	NR	730	39	NR	860	1	NR	990	0	NR
475	120	NR	605	962	NR	735	33	NR	865	1	NR	995	0	NR
480	96	NR	610	925	NR	740	28	NR	870	1	NR	1000	0	NR
485	95	NR	615	873	NR	745	24	NR	875	1	NR			

Summary

$R_f = 74.6$
 $R_g = 94$
 $CIE R_a = 71.7$
 $R_9 = -34.8$



Color Vector Graphics



Individual Sample Fidelity Index ($R_{f,i}$)

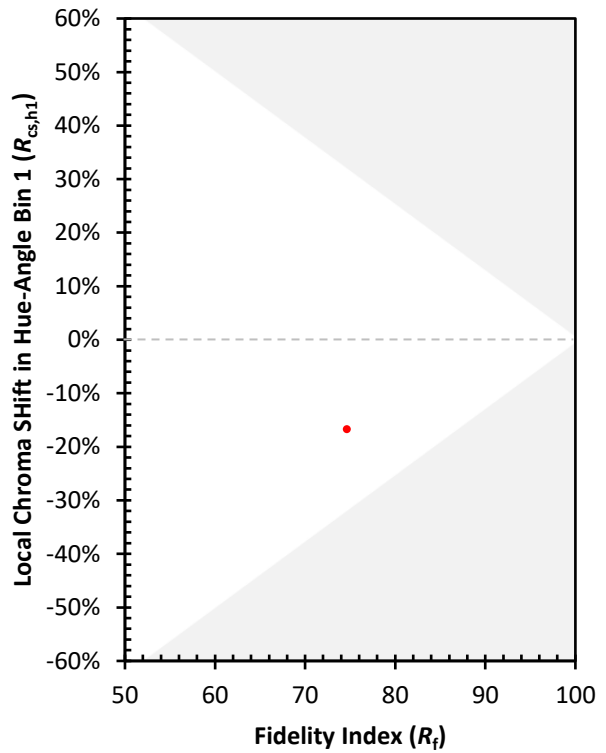
CES01 = 86	CES26 = 65	CES51 = 87	CES76 = 58
CES02 = 62	CES27 = 89	CES52 = 85	CES77 = 76
CES03 = 31	CES28 = 84	CES53 = 77	CES78 = 61
CES04 = 71	CES29 = 68	CES54 = 85	CES79 = 86
CES05 = 49	CES30 = 83	CES55 = 84	CES80 = 83
CES06 = 51	CES31 = 71	CES56 = 74	CES81 = 73
CES07 = 41	CES32 = 64	CES57 = 74	CES82 = 93
CES08 = 40	CES33 = 78	CES58 = 75	CES83 = 91
CES09 = 29	CES34 = 75	CES59 = 85	CES84 = 88
CES10 = 76	CES35 = 87	CES60 = 90	CES85 = 75
CES11 = 59	CES36 = 92	CES61 = 81	CES86 = 64
CES12 = 65	CES37 = 84	CES62 = 89	CES87 = 77
CES13 = 43	CES38 = 92	CES63 = 75	CES88 = 80
CES14 = 74	CES39 = 96	CES64 = 65	CES89 = 67
CES15 = 71	CES40 = 92	CES65 = 64	CES90 = 80
CES16 = 47	CES41 = 93	CES66 = 60	CES91 = 78
CES17 = 50	CES42 = 86	CES67 = 58	CES92 = 56
CES18 = 56	CES43 = 77	CES68 = 66	CES93 = 73
CES19 = 73	CES44 = 99	CES69 = 75	CES94 = 49
CES20 = 66	CES45 = 85	CES70 = 60	CES95 = 66
CES21 = 87	CES46 = 81	CES71 = 56	CES96 = 76
CES22 = 79	CES47 = 86	CES72 = 85	CES97 = 82
CES23 = 92	CES48 = 75	CES73 = 52	CES98 = 76
CES24 = 91	CES49 = 79	CES74 = 95	CES99 = 64
CES25 = 73	CES50 = 86	CES75 = 60	



Color Rendition by Hue-Angle Bin



Measure Comparisons



(END OF REPORT)